



















### Campeonato de España Raid Hípico

CEI * * (121,000 Kms) 1 Mayo 2016 Badajoz 38 Participantes 17 (44,74%) Clasificados 21 (55,26%) No Clasificados															
Fase: 1 (40,000)				Fase: 2 (39,000)				Fase: 3 (21,000)				Fase: 4 (21,000)			
Clas	Dorsal	Binomio	Fase	Clas	Salida	Llegada	Insp.Vet	Recuper.	Tiempo	Velo.F	Pulsa	Tiempo Ac	Velo		
1	54	Ana Grande Ávila	1	11	7:15:00	9:09:01	<b>9:10:56</b>	0:01:55	1:55:56	21.050	57/60	1:55:56	20.702		
			Jaleo RD 50%	2	10	9:50:56	11:45:41	<b>11:48:07</b>	0:02:26	1:57:11	20.392	61/60	3:53:07	20.333	
			3	9	12:28:07	13:20:29	<b>13:26:54</b>	0:06:25	0:58:47	24.061	63/60	4:51:54	20.555		
			4	1	14:16:54	<b>15:00:13</b>	15:16:35	<del>0:16:22</del>	0:43:19	29.088	58/60	5:35:13	21.658		
							0:10:46			22.376		<b>5:35:13</b>	<b>21.658</b>		
2	60	Paula Muntala Sanchez	1	10	7:15:00	9:09:07	<b>9:10:53</b>	0:01:46	1:55:53	21.031	61/60	1:55:53	20.710		
			Akthara	2	3	9:50:53	11:45:36	<b>11:47:15</b>	0:01:39	1:56:22	20.398	62/60	3:52:15	20.409	
			3	2	12:27:15	13:20:26	<b>13:22:21</b>	0:01:55	0:55:06	23.692	60/60	4:47:21	20.880		
			4	2	14:12:21	<b>15:00:14</b>	15:08:15	<del>0:08:04</del>	0:47:53	26.314	59/60	5:35:14	21.657		
							0:05:20			22.007		<b>5:35:14</b>	<b>21.657</b>		
3	62	Naroa Calvo Ibañez	1	12	7:15:00	9:08:51	<b>9:11:04</b>	0:02:13	1:56:04	21.080	54/56	1:56:04	20.678		
			Tra Felic	2	9	9:51:04	11:45:45	<b>11:47:51</b>	0:02:06	1:56:47	20.404	53/60	3:52:51	20.356	
			3	5	12:27:51	13:20:25	<b>13:22:56</b>	0:02:31	0:55:05	23.970	57/56	4:47:56	20.838		
			4	3	14:12:56	<b>15:00:15</b>	15:15:49	<del>0:15:34</del>	0:47:19	26.629	56/54	5:35:15	21.655		
							0:06:50			22.106		<b>5:35:15</b>	<b>21.655</b>		
4	52	David Pachón Hidalgo	1	3	7:15:00	9:09:03	<b>9:10:20</b>	0:01:17	1:55:20	21.043	51/58	1:55:20	20.809		
			Ali J. C.	2	12	9:50:20	11:45:40	<b>11:48:17</b>	0:02:37	1:57:57	20.289	58/60	3:53:17	20.319	
			3	4	12:28:17	13:20:31	<b>13:22:54</b>	0:02:23	0:54:37	24.123	63/68	4:47:54	20.841		
			4	4	14:12:54	<b>15:00:16</b>	15:25:48	<del>0:25:32</del>	0:47:22	26.601	56/60	5:35:16	21.654		
							0:06:17			22.068		<b>5:35:16</b>	<b>21.654</b>		
5	63	Raquel Costa Codina	1	4	7:15:00	9:09:02	<b>9:10:25</b>	0:01:23	1:55:25	21.046	51/56	1:55:25	20.794		







EL = Eliminado, RET = Exceso Tiempo, WD = Retirado, FTQ = No Clasificado, DSQ = Descalificado, ME-TR = Metabolico + Tratamiento, LA = Trote, ME = Metabolico

CEI * * (121,000 Kms) 1 Mayo 2016 Badajoz 38 Participantes 17 (44,74%) Clasificados 21 (55,26%) No Clasificados													
		Fase: 1 (40,000)		Fase: 2 (39,000)		Fase: 3 (21,000)		Fase: 4 (21,000)					
Clas	Dorsal	Binomio	Fase	Clas	Salida	Llegada	Insp.Vet	Recuper.	Tiempo	Velo.F	Pulsa	Tiempo Ac	Velo
		Kalima Casanova 87,96%	2	4	9:50:25	11:45:42	<b>11:47:18</b>	0:01:36	1:56:53	20.298	63/60	3:52:18	20.405
			3	3	12:27:18	13:20:28	<b>13:22:24</b>	0:01:56	0:55:06	23.699	61/62	4:47:24	20.877
			4	5	14:12:24	<b>15:00:41</b>	15:07:19	<del>0:06:38</del>	0:48:17	26.096	54/56	5:35:41	21.628
								0:04:55		21.949		<b>5:35:41</b>	<b>21.628</b>
6		Daniel Garcia Cano	1	15	7:15:00	9:09:00	<b>9:11:20</b>	0:02:20	1:56:20	21.053	59/60	1:56:20	20.630
		Alhaja De Torre	2	14	9:51:20	11:46:19	<b>11:49:01</b>	0:02:42	1:57:41	20.351	64/56	3:54:01	20.255
			3	11	12:29:01	13:25:32	<b>13:29:00</b>	0:03:28	0:59:59	22.294	62/60	4:54:00	20.408
			4	6	14:19:00	<b>15:14:06</b>	15:24:01	<del>0:09:55</del>	0:55:06	22.868	59/60	5:49:06	20.796
								0:08:30		21.315		<b>5:49:06</b>	<b>20.796</b>
7		Clara Gutierrez Mañez	1	17	7:15:00	9:18:15	<b>9:19:28</b>	0:01:13	2:04:28	19.473	49/48	2:04:28	19.282
		Ham	2	16	9:59:28	11:53:03	<b>11:55:26</b>	0:02:23	1:55:58	20.602	56/60	4:00:26	19.714
			3	13	12:35:26	13:41:28	<b>13:43:50</b>	0:02:22	1:08:24	19.081	57/56	5:08:50	19.428
			4	7	14:33:50	<b>15:45:35</b>	15:48:13	<del>0:02:38</del>	1:11:45	17.561	58/60	6:20:35	19.076
								0:05:58		19.380		<b>6:20:35</b>	<b>19.076</b>
8		Diego Senent Balanza	1	18	7:15:00	9:18:16	<b>9:20:13</b>	0:01:57	2:05:13	19.470	52/48	2:05:13	19.167
		Natur Gavell	2	17	10:00:13	11:53:02	<b>11:56:35</b>	0:03:33	1:56:22	20.742	53/56	4:01:35	19.621
			3	14	12:36:35	13:41:29	<b>13:45:04</b>	0:03:35	1:08:29	19.414	62/54	5:10:04	19.351
			4	8	14:35:04	<b>15:45:36</b>	15:50:53	<del>0:05:17</del>	1:10:32	17.864	56/56	6:20:36	19.075
								0:09:05		19.542		<b>6:20:36</b>	<b>19.075</b>
9		Marina Villalba Vidal	1	22	7:15:00	9:30:04	<b>9:32:56</b>	0:02:52	2:17:56	17.769	61/60	2:17:56	17.400
		Herba	2	20	10:12:56	12:07:16	<b>12:10:07</b>	0:02:51	1:57:11	20.466	62/64	4:15:07	18.580
			3	16	12:50:07	13:54:54	<b>13:58:57</b>	0:04:03	1:08:50	19.449	61/60	5:23:57	18.521
			4	9	14:48:57	<b>16:07:28</b>	16:12:09	<del>0:04:41</del>	1:18:31	16.048	53/60	6:42:28	18.039
								0:09:46		18.487		<b>6:42:28</b>	<b>18.039</b>
10		Mª Victoria Villaverde Nogués	1	23	7:15:00	9:30:09	<b>9:33:06</b>	0:02:57	2:18:06	17.758	63/56	2:18:06	17.379






EL = Eliminado, RET = Exceso Tiempo, WD = Retirado, FTQ = No Clasificado, DSQ = Descalificado, ME-TR = Metabolico + Tratamiento, LA = Trote, ME = Metabolico

CEI * * (121,000 Kms) 1 Mayo 2016 Badajoz 38 Participantes 17 (44,74%) Clasificados 21 (55,26%) No Clasificados													
		Fase: 1 (40,000)		Fase: 2 (39,000)		Fase: 3 (21,000)		Fase: 4 (21,000)					
Clas	Dorsal	Binomio	Fase	Clas	Salida	Llegada	Insp.Vet	Recuper.	Tiempo	Velo.F	Pulsa	Tiempo Ac	Velo
		Temple	2	29	10:13:06	12:20:25	<b>12:26:53</b>	0:06:28	2:13:47	18.379	54/56	4:31:53	17.434
			3	21	13:06:53	14:12:28	<b>14:19:32</b>	0:07:04	1:12:39	19.212	52/52	5:44:32	17.415
			4	10	15:09:32	<b>16:10:12</b>	16:22:29	<del>0:12:17</del>	1:00:40	20.769	49/52	6:45:12	17.917
								0:16:29		18.677		<b>6:45:12</b>	<b>17.917</b>
11		Maria Peña Barquero	1	31	7:15:00	9:35:20	<b>9:39:22</b>	0:04:02	2:24:22	17.102		2:24:22	16.624
		Onhasis	2	27	10:19:22	12:20:23	<b>12:23:40</b>	0:03:17	2:04:18	19.336		4:28:40	17.643
			3	19	13:03:40	14:12:41	<b>14:17:21</b>	0:04:40	1:13:41	18.256		5:42:21	17.526
			4	11	15:07:21	<b>16:12:58</b>	16:20:34	<del>0:07:36</del>	1:05:37	19.202		6:47:58	17.796
								0:11:59		18.334		<b>6:47:58</b>	<b>17.796</b>
12		Marta Ferrer Xalabarder	1	26	7:15:00	9:31:03	<b>9:34:54</b>	0:03:51	2:19:54	17.641		2:19:54	17.155
		Tra Jalpi	2	26	10:14:54	12:20:05	<b>12:23:12</b>	0:03:07	2:08:18	18.693		4:28:12	17.673
			3	18	13:03:12	14:12:39	<b>14:17:11</b>	0:04:32	1:13:59	18.143		5:42:11	17.534
			4	12	15:07:11	<b>16:18:34</b>	16:24:29	<del>0:05:55</del>	1:11:23	17.651		6:53:34	17.555
								0:11:30		18.057		<b>6:53:34</b>	<b>17.555</b>
13		Luis Carlos Alonso Calero	1	30	7:15:00	9:35:23	<b>9:39:08</b>	0:03:45	2:24:08	17.096		2:24:08	16.651
		Sorpresa	2	30	10:19:08	12:20:22	<b>12:27:36</b>	0:07:14	2:08:28	19.302		4:32:36	17.388
			3	24	13:07:36	14:14:20	<b>14:21:39</b>	0:07:19	1:14:03	18.881		5:46:39	17.309
			4	13	15:11:39	<b>16:22:15</b>	16:32:35	<del>0:10:20</del>	1:10:36	17.847		6:57:15	17.400
								0:18:18		18.198		<b>6:57:15</b>	<b>17.400</b>
14		Carmen Sanchez Del Solar	1	27	7:15:00	9:34:29	<b>9:36:12</b>	0:01:43	2:21:12	17.206		2:21:12	16.997
		Jaloco Sds	2	23	10:16:12	12:20:27	<b>12:22:36</b>	0:02:09	2:06:24	18.833		4:27:36	17.713
			3	22	13:02:36	14:12:43	<b>14:19:38</b>	0:06:55	1:17:02	17.970		5:44:38	17.410
			4	14	15:09:38	<b>16:22:33</b>	16:29:16	<del>0:06:43</del>	1:12:55	17.280		6:57:33	17.387
								0:10:47		17.848		<b>6:57:33</b>	<b>17.387</b>
15		Carmen Perez Rueda	1	25	7:15:00	9:30:06	<b>9:33:21</b>	0:03:15	2:18:21	17.765		2:18:21	17.347







EL = Eliminado, RET = Exceso Tiempo, WD = Retirado, FTQ = No Clasificado, DSQ = Descalificado, ME-TR = Metabolico + Tratamiento, LA = Trote, ME = Metabolico

CEI * * (121,000 Kms) 1 Mayo 2016 Badajoz 38 Participantes 17 (44,74%) Clasificados 21 (55,26%) No Clasificados															
Fase: 1 (40,000)				Fase: 2 (39,000)				Fase: 3 (21,000)				Fase: 4 (21,000)			
Clas	Dorsal	Binomio	Fase	Clas	Salida	Llegada	Insp.Vet	Recuper.	Tiempo	Velo.F	Pulsa	Tiempo Ac	Velo		
		Meriam	2	28	10:13:21	12:17:48	<b>12:24:04</b>	0:06:16	2:10:43	18.803		4:29:04	17.616		
			3	20	13:04:04	14:12:37	<b>14:18:34</b>	0:05:57	1:14:30	18.381		5:43:34	17.464		
			4	15	15:08:34	<b>16:22:34</b>	16:31:00	<del>0:08:26</del>	1:14:00	17.027		6:57:34	17.386		
								0:15:28		18.055		<b>6:57:34</b>	<b>17.386</b>		
16		João Afonso Comenda	1	29	7:15:00	9:34:27	<b>9:36:46</b>	0:02:19	2:21:46	17.210		2:21:46	16.929		
		Kanna Kaeleb	2	22	10:16:46	12:15:25	<b>12:22:14</b>	0:06:49	2:05:28	19.722		4:27:14	17.737		
			3	23	13:02:14	14:12:47	<b>14:21:05</b>	0:08:18	1:18:51	17.860		5:46:05	17.337		
			4	16	15:11:05	<b>16:23:11</b>	16:29:49	<del>0:06:38</del>	1:12:06	17.476		6:58:11	17.361		
								0:17:26		18.116		<b>6:58:11</b>	<b>17.361</b>		
17		Andrea Agustin Jiménez	1	33	7:15:00	9:47:17	<b>9:50:31</b>	0:03:14	2:35:31	15.760	55/58	2:35:31	15.432		
		Orbi De Galeon	2	31	10:30:31	12:41:19	<b>12:45:09</b>	0:03:50	2:14:38	17.890	62/60	4:50:09	16.336		
			3	27	13:25:09	14:52:02	<b>14:57:15</b>	0:05:13	1:32:06	14.502	56/56	6:22:15	15.697		
			4	17	15:47:15	<b>17:12:59</b>	17:21:41	<del>0:08:42</del>	1:25:44	14.697	58/60	7:47:59	15.513		
								0:12:17		15.932		<b>7:47:59</b>	<b>15.513</b>		
ga		Carolina Ortiz De Villate Bornay	1	8	7:15:00	9:08:57	<b>9:10:48</b>	0:01:51	1:55:48	21.062		1:55:48	20.725		
		Descubierta	2												
			3												
			4												
me		Jose Martin Castellero	1	34	7:15:00	9:47:16	<b>9:50:47</b>	0:03:31	2:35:47	15.762		2:35:47	15.406		
		Teba	2	33	10:30:47	12:41:17	<b>12:50:53</b>	0:09:36	2:20:06	17.931		4:55:53	16.020		
			3		13:30:53										
			4												
me		Andrea Trujillo Ruiz	1	2	7:15:00	9:08:59	<b>9:10:14</b>	0:01:15	1:55:14	21.056		1:55:14	20.827		







EL = Eliminado,RET = Exceso Tiempo, WD = Retirado, FTQ = No Clasificado, DSQ = Descalificado, ME-TR = Metabolico + Tratamiento, LA = Trote, ME = Metabolico

CEI * * (121,000 Kms) 1 Mayo 2016 Badajoz 38 Participantes 17 (44,74%) Clasificados 21 (55,26%) No Clasificados													
		Fase: 1 (40,000)			Fase: 2 (39,000)			Fase: 3 (21,000)			Fase: 4 (21,000)		
Clas	Dorsal	Binomio	Fase	Clas	Salida	Llegada	Insp.Vet	Recuper.	Tiempo	Velo.F	Pulsa	Tiempo Ac	Velo
		Queen	2	1	9:50:14	11:45:34	<b>11:46:59</b>	0:01:25	1:56:45	20.289		3:51:59	20.433
			3	12	12:26:59	13:35:49	<b>13:40:27</b>	0:04:38	1:13:28	18.305		5:05:27	19.643
			4										
								0:07:18					
ga	44	Candela Sanchez Del Solar	1	13	7:15:00	9:08:55	<b>9:11:07</b>	0:02:12	1:56:07	21.068		1:56:07	20.669
		Deba G	2	6	9:51:07	11:45:38	<b>11:47:30</b>	0:01:52	1:56:23	20.434		3:52:30	20.387
			3										
			4										
me	45	Elsa Argueso Bustillo	1	20	7:15:00	9:21:31	<b>9:25:28</b>	0:03:57	2:10:28	18.970		2:10:28	18.396
		Cacin	2	21	10:05:28	11:54:40	<b>12:12:43</b>	0:18:03	2:07:15	21.429		4:17:43	18.392
			3	25	12:52:43	14:08:23	<b>14:25:41</b>	0:17:18	1:32:58	16.652		5:50:41	17.109
			4										
								0:39:18					
ga	47	Fco. Javier Herrera Carmona	1	5	7:15:00	9:09:05	<b>9:10:38</b>	0:01:33	1:55:38	21.037		1:55:38	20.755
		Rociana	2	8	9:50:38	11:45:43	<b>11:47:47</b>	0:02:04	1:57:09	20.333		3:52:47	20.362
			3										
			4										
me	49	Rocio Esperanza Herrera Carmona	1	7	7:15:00	9:09:01	<b>9:10:46</b>	0:01:45	1:55:46	21.050		1:55:46	20.731
		Esplendido De Daza	2	7	9:50:46	11:45:44	<b>11:47:44</b>	0:02:00	1:56:58	20.354		3:52:44	20.367
			3	8	12:27:44	13:20:32	<b>13:24:45</b>	0:04:13	0:57:01	23.864		4:49:45	20.708
			4										
								0:07:58					
ga	53	Esperanza Alonso Calero	1	32	7:15:00	9:35:21	<b>9:49:16</b>	0:13:55	2:34:16	17.100		2:34:16	15.557





EL = Eliminado, RET = Exceso Tiempo, WD = Retirado, FTQ = No Clasificado, DSQ = Descalificado, ME-TR = Metabolico + Tratamiento, LA = Trote, ME = Metabolico

CEI * * (121,000 Kms) 1 Mayo 2016 Badajoz 38 Participantes 17 (44,74%) Clasificados 21 (55,26%) No Clasificados													
		Fase: 1 (40,000)			Fase: 2 (39,000)			Fase: 3 (21,000)			Fase: 4 (21,000)		
Clas	Dorsal	Binomio	Fase	Clas	Salida	Llegada	Insp.Vet	Recuper.	Tiempo	Velo.F	Pulsa	Tiempo Ac	Velo
		Hortensia	2	32	10:29:16	12:41:18	<b>12:46:35</b>	0:05:17	2:17:19	17.723		4:51:35	16.256
			3	26	13:26:35	14:52:01	<b>14:55:59</b>	0:03:58	1:29:24	14.748		6:20:59	15.749
			4										
								0:23:10					
ot		Carlota Castillo Albarran	1	36	7:15:00	10:04:37	<b>10:07:28</b>	0:02:51	2:52:28	14.150		2:52:28	13.916
		Hulay Alb	2	34	10:47:28	13:58:25	<b>14:01:01</b>	0:02:36	3:13:33	12.255		6:06:01	12.950
			3										
			4										
ot		Maria Elena Garcia Rojas	1	35	7:15:00	10:04:36	<b>10:06:21</b>	0:01:45	2:51:21	14.151		2:51:21	14.006
		Salima	2		10:46:21								
			3										
			4										
ga		Ana Cubero Gueldart	1	19	7:15:00	9:21:32	<b>9:23:37</b>	0:02:05	2:08:37	18.967		2:08:37	18.660
		Yep Embaucadora 25%	2	18	10:03:37	11:54:41	<b>11:58:31</b>	0:03:50	1:54:54	21.068		4:03:31	19.465
			3	15	12:38:31	13:41:31	<b>13:46:03</b>	0:04:32	1:07:32	20.000		5:11:03	19.290
			4										
								0:10:27					
ga		Claudia Tremps Perez	1	24	7:15:00	9:31:02	<b>9:33:17</b>	0:02:15	2:18:17	17.643		2:18:17	17.356
		Tra Kaya	2	25	10:13:17	12:20:06	<b>12:23:04</b>	0:02:58	2:09:47	18.452		4:28:04	17.682
			3	17	13:03:04	14:12:38	<b>14:16:04</b>	0:03:26	1:13:00	18.112		5:41:04	17.592
			4		15:06:04	<b>16:18:33</b>				17.383			
								0:08:39					
me tr		Rociio Diaz Corton	1		7:15:00								

EL = Eliminado,RET = Exceso Tiempo, WD = Retirado, FTQ = No Clasificado, DSQ = Descalificado, ME-TR = Metabolico + Tratamiento, LA = Trote, ME = Metabolico

CEI * * (121,000 Kms) 1 Mayo 2016 Badajoz 38 Participantes 17 (44,74%) Clasificados 21 (55,26%) No Clasificados													
Fase: 1 (40,000) Fase: 2 (39,000) Fase: 3 (21,000) Fase: 4 (21,000)													
Clas	Dorsal	Binomio	Fase	Clas	Salida	Llegada	Insp.Vet	Recuper.	Tiempo	Velo.F	Pulsa	Tiempo Ac	Velo
		Cruela D'abaluma	2										
			3										
			4										
ret		Lourdes Lopez Real	1	21	7:15:00	9:30:05	<b>9:31:39</b>	0:01:34	2:16:39	17.767		2:16:39	17.563
		Catu Sana Do Mino	2	19	10:11:39	12:07:17	<b>12:08:56</b>	0:01:39	1:57:17	20.236		4:13:56	18.666
			3										
			4										
ga		Anne De Otalora Salcines	1	1	7:15:00	9:08:52	<b>9:10:10</b>	0:01:18	1:55:10	21.077		1:55:10	20.839
		Bardena De Laredo	2	5	9:50:10	11:45:35	<b>11:47:21</b>	0:01:46	1:57:11	20.274		3:52:21	20.400
			3										
			4										
ga		Marta Alvarez Rodriguez	1	5	7:15:00	9:08:56	<b>9:10:38</b>	0:01:42	1:55:38	21.065		1:55:38	20.755
		Tuno	2	11	9:50:38	11:46:20	<b>11:48:13</b>	0:01:53	1:57:35	20.225		3:53:13	20.324
			3	10	12:28:13	13:25:31	<b>13:27:09</b>	0:01:38	0:58:56	21.990		4:52:09	20.537
			4										
								0:05:13					
ga		Marcelo Vicente Gil	1	37	7:15:00	10:19:13	<b>10:19:13</b>	0:00:00	3:04:13	13.028		3:04:13	13.028
		Rayo	2		10:59:13								
			3										
			4										
ga		Paola Noriega Gutierrez	1	16	7:15:00	9:08:54	<b>9:11:45</b>	0:02:51	1:56:45	21.071		1:56:45	20.557

EL = Eliminado,RET = Exceso Tiempo, WD = Retirado, FTQ = No Clasificado, DSQ = Descalificado, ME-TR = Metabolico + Tratamiento, LA = Trote, ME = Metabolico

CEI * * (121,000 Kms) 1 Mayo 2016 Badajoz 38 Participantes 17 (44,74%) Clasificados 21 (55,26%) No Clasificados															
Fase: 1 (40,000)				Fase: 2 (39,000)				Fase: 3 (21,000)				Fase: 4 (21,000)			
Clas	Dorsal	Binomio	Fase	Clas	Salida	Llegada	Insp.Vet	Recuper.	Tiempo	Velo.F	Pulsa	Tiempo Ac	Velo		
		Hechichero Ma	2	13	9:51:45	11:45:44	<b>11:48:49</b>	0:03:05	1:57:04	20.529		3:53:49	20.272		
			3	6	12:28:49	13:20:30	<b>13:23:19</b>	0:02:49	0:54:30	24.379		4:48:19	20.810		
			4		14:13:17										
								0:08:45							
ga	73	Maite Pradera Ledo	1	9	7:15:00	9:08:58	<b>9:10:51</b>	0:01:53	1:55:51	21.059		1:55:51	20.716		
		Sheitan A Gwervae	2	2	9:50:51	11:45:39	<b>11:47:07</b>	0:01:28	1:56:16	20.383		3:52:07	20.421		
			3	1	12:27:07	13:20:27	<b>13:21:55</b>	0:01:28	0:54:48	23.625		4:46:55	20.912		
			4												
								0:04:49							
me tr	80	Frederico Galvão	1	14	7:15:00	9:09:06	<b>9:11:08</b>	0:02:02	1:56:08	21.034		1:56:08	20.666		
		Gilraad Sheetan	2	15	9:51:08	11:45:37	<b>11:49:47</b>	0:04:10	1:58:39	20.440		3:54:47	20.189		
			3	7	12:29:47	13:20:33	<b>13:24:34</b>	0:04:01	0:54:47	24.819		4:49:34	20.721		
			4		14:14:34	<b>15:00:12</b>				27.611					
								0:10:13							
me tr	81	Joana Vieira Lopes	1	28	7:15:00	9:34:28	<b>9:36:14</b>	0:01:46	2:21:14	17.208		2:21:14	16.993		
		Boa Vdos Condes	2	24	10:16:14	12:20:28	<b>12:22:39</b>	0:02:11	2:06:25	18.836		4:27:39	17.710		
			3												
			4												

EL = Eliminado,RET = Exceso Tiempo, WD = Retirado, FTQ = No Clasificado, DSQ = Descalificado, ME-TR = Metabolico + Tratamiento, LA = Trote, ME = Metabolico